

Tykoflex T240

Fibre Optic Joint Closures
For
Outdoor Applications



DISTRIBUTION POINT

BLOWN FIBRE

OPGW

SKYWRAP

MIDSPAN

ODF

FIBRE

ADSS

RIBBON

FTTx

LINE JOINT

OUTDOOR ODF



About Tykoflex



The choice of a high quality closure is essential to safeguard a good environment for optical fibres, especially when installed in harsh and demanding environments.

Once installed onto a pole, buried in the ground or mounted in a man- or a handhole, the joint closure must do the job, decade after decade. Tykoflex (pronounced: “teek-o-flex”) is the manufacturer of T240 closure and the closures are in use since 1977 for copper and since 1985 for fibre. More than 300,000 units have been installed all over the world. Not one has failed.

Tykoflex AB is a family-owned Swedish company, founded in 1958 and based in Tyresö south of Stockholm. The T240 outside plant closures are used by telecom and broadband operators, railway companies, mining and offshore industries, power companies and OEM equipment suppliers in many countries. Supplied as standard product items or adapted as customer configurations, but always meeting the highest requirements for harsh outdoor conditions, flexibility, technical performance and practical handling.

This T240 System overview is designed to simplify your choice of closure and accessories.

For all questions and quotations, please contact us or your Tykoflex T240 distributor.

We are there for you.

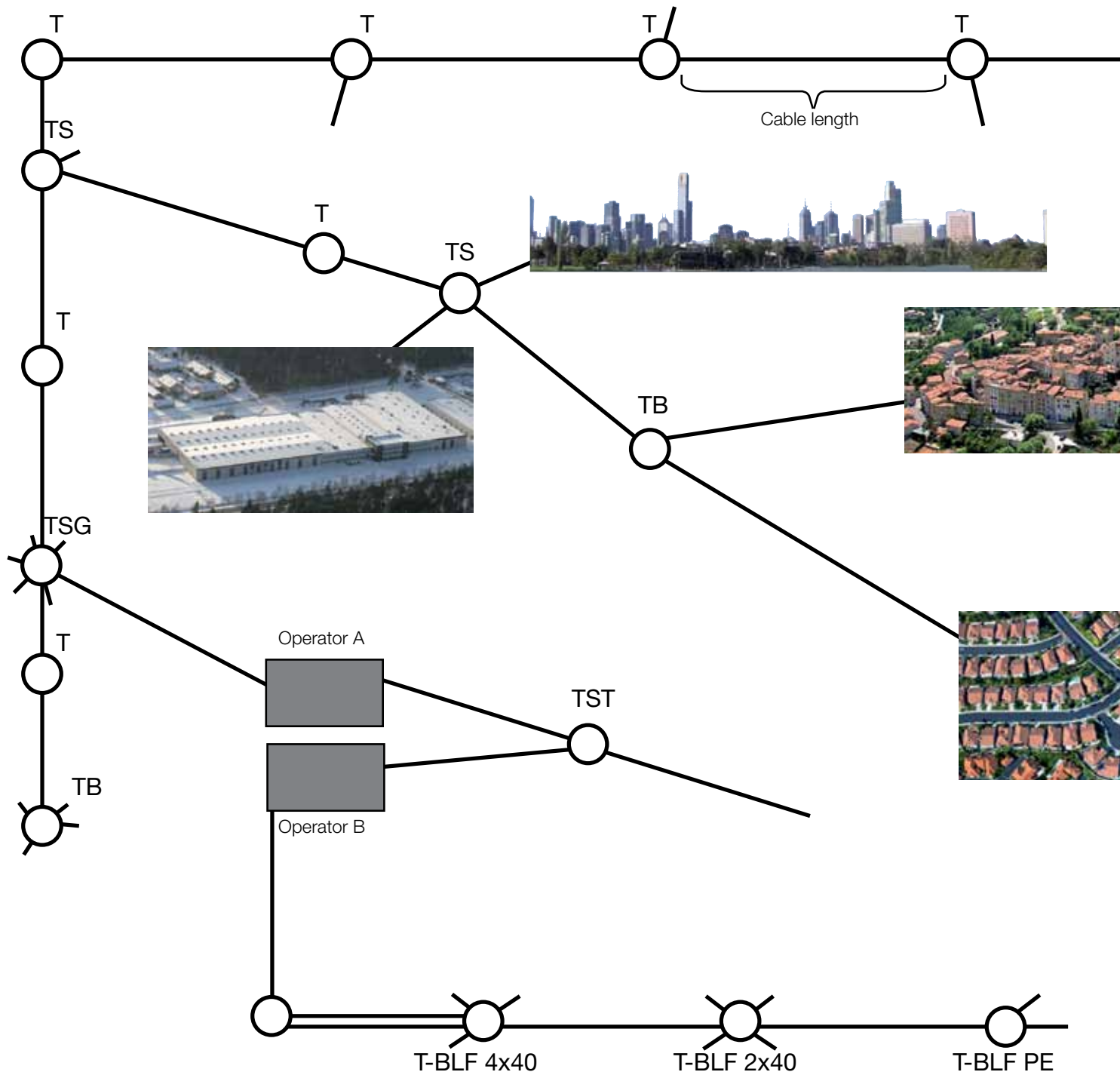
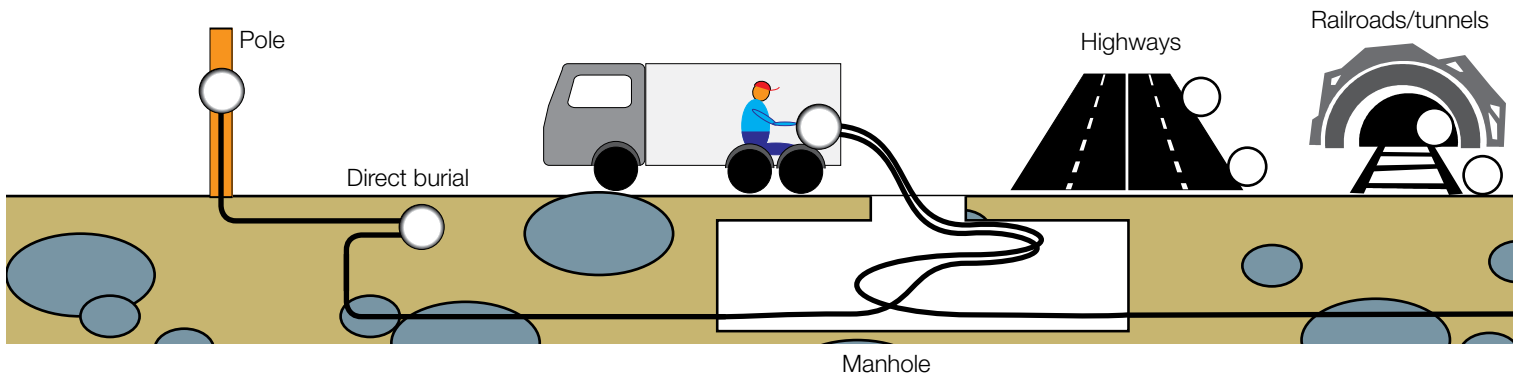
Tykoflex AB

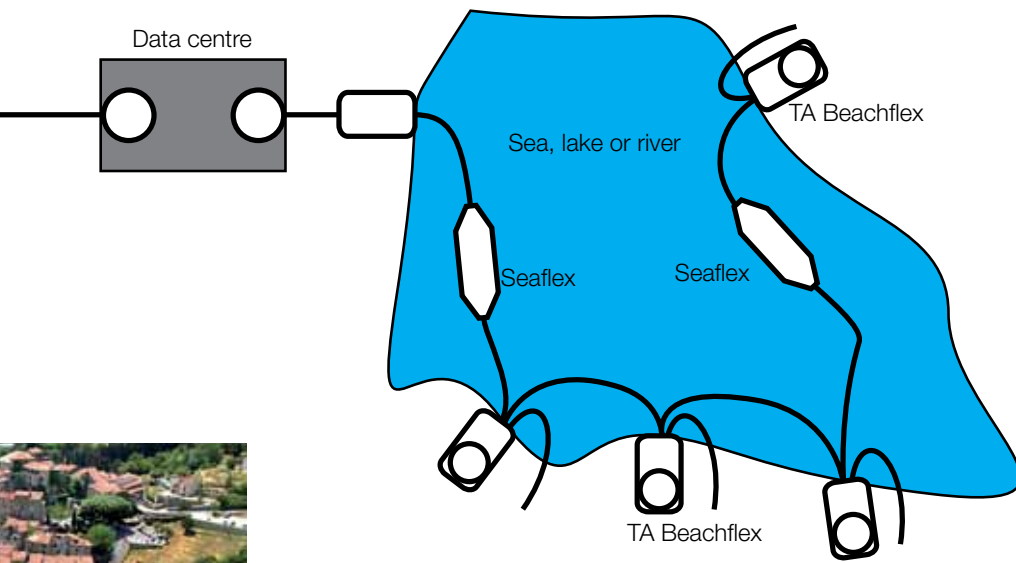
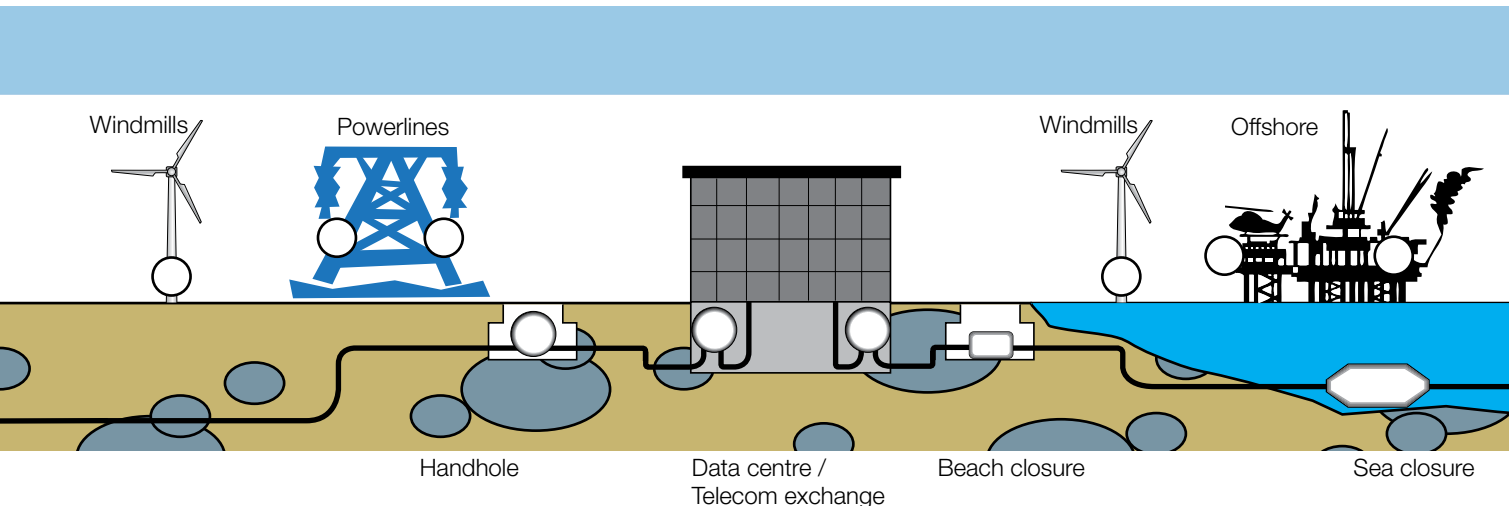
The technical data, information and specifications are valid at the time of printing. The manufacturer reserves the right to modifications without prior notice.

Content

Application map	4-5
Closures	6-9
Cable Bushings	10-11
Accessories	12-13
Fibre count capacity	14-15
Assembly concept	16-17
Specifications	18-19

Application Map for T240 outside plant closures





Seaflex

See separate documents at www.tykoflex.se

TA Beachflex (pan)

Connection point between submarine cable and duct cable on shore.

Distribution Closure - Access Networks

TB

Distribution point. Dome closure ("butt") entry.

Distribution Closure - Heavy duty cables

TBK

Distribution point. Dome closure ("butt") entry.

T-BLF Blown Fibre Closures (pan)

Inline 2x40		Blown fibre. Four branchings as option.
Inline 4x40		Blown fibre. Two branchings as option.
PE-Parallel entry		Blown fibre. One branching as option.

Power Line Closures (pan)

T-OPGW

Line joint for OPGW cable. With branching possibilities. Special clamps for rigid cable.

T-ADSS

Line joint for ADSS cable. With branching possibilities. Special clamps for semi rigid cable.

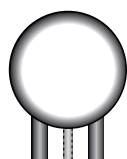
Backbone Closures (pan)

T		Line joint between cable lengths. One branching as option.
TS		Midspan opening. Two branchings included.
TSG		Midspan opening. Six branchings included.
TST		Crossconnect as dual operator interface. Two branchings as options.



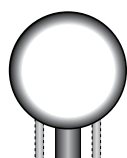
T, TS, TSG for manholes, poles, tunnels...

T for line joints, TS and TSG for midspan branching. Expandable up to 16 Multicassettes. Multicassettes ordered separately.



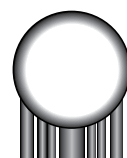
T	Interior diameter/ lid height, mm	Exterior diameter/ total height, mm	Max no of Multi-cassettes	No of <i>optional</i> branchings	Max splicing capacity			
					Single fibre: 24/36 per Multi-cassette	4-ribbon: 72 per Multi-cassette	8-ribbon: 144 per Multi-cassette	12-ribbon: 108 per Multi-cassette
Art. No.								
11 100 201	240/50	270/140	4	1	96/144	288	576	432
11 100 203	240/70	270/160	6	1	144/216	432	864	648
11 100 205	240/150	270/250	10	1	240/360	720	1440	1080
11 100 207	240/200	270/330	16	1	384/576	1152	2304	1728

- Line joint closure for joining of cable lengths
 - One optional branching
 - One side entry/exit - simplifies lift-up from man-hole to service vehicle/tent
 - Lockable with item 11 218 056 Locking Cap
 - Included: Blind plug SS, 2x24 mm Cable Bushings for 9-24 mm cables, kit for hot sealing (shrink tube, emery cloth), Absorbent Bag and Instruction Manual 719 990 01
 - Branch-off for all types of cable bushings
- Multicassettes are ordered separately



TS	Interior diameter/ lid height, mm	Exterior diameter/ total height, mm	Max no of Multi-cassettes	No of <i>optional</i> branching ports	Max splicing capacity			
					Single fibre: 24/36 per Multi-cassette	4-ribbon: 72 per Multi-cassette	8-ribbon: 144 per Multi-cassette	12-ribbon: 108 per Multi-cassette
Art. No.								
11 100 401	240/50	270/150	4	2	96/144	288	576	432
11 100 403	240/70	270/170	6	2	144/216	432	864	648
11 100 405	240/150	270/260	10	2	240/360	720	1440	1080
11 100 407	240/200	270/340	16	2	384/576	1152	2304	1728


- Oval entry for cable with uncut fibres. (midspan)
 - Two open cable bushing ports
 - One side entry/exit - simplifies lift-up from man-hole to service vehicle/tent
 - Lockable with item 11 218 056 Locking Cap
 - Included: Kit for oval entry heat shrink sealing (shrink tube, emery cloth and branch-off clip), Absorbent Bag and Instruction Manual 719 990 01
 - Branch-off for all types of cable bushings
- Cable Bushings, Multicassettes and Blind Plugs ordered separately



TSG	Interior diameter/ lid height, mm	Exterior diameter/ total height, mm	Max no of Multi-cassettes	No of <i>optional</i> branchings	Max splicing capacity			
					Single fibre: 24/36 per Multi-cassette	4-ribbon: 72 per Multi-cassette	8-ribbon: 144 per Multi-cassette	12-ribbon: 108 per Multi-cassette
Art. No.								
11 100 501	240/50	270/160	4	6	96/144	288	576	432
11 100 503	240/70	270/180	6	6	144/216	432	864	648
11 100 505	240/150	270/270	10	6	240/360	720	1440	1080
11 100 507	240/200	270/350	16	6	384/576	1152	2304	1728

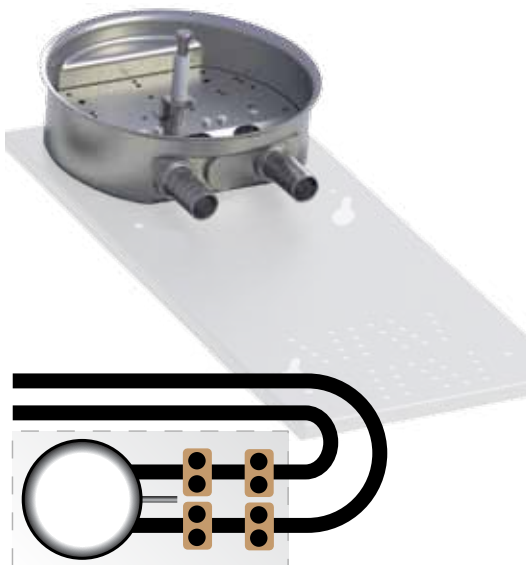
- Oval entry for cable with uncut fibres. (midspan)
 - 6 pre-mounted and pre-sealed branch-off cable entries, - 4 with 16 mm and 2 with 25 mm
 - 12 Microcable connections also possible with cold sealing onto the four 16 mm cable entries, with TKT S 3x7
 - One side entry/exit - simplifies lift-up from man-hole to service vehicle/tent
 - Lockable with item 11 218 056 Locking Cap
- Included: Kit for oval entry heat shrink sealing (shrink tube, emery cloth and branch-off clip), Absorbent Bag and Instruction Manual 719 990 01
- Multicassettes ordered separately

Powerline closures



T-OPGW Art. No.	Interior diameter/ lid height, mm	No of Multikassettes included	No of <i>optional</i> branchings	Max splicing capacity	
				Single fibre: 24 per Multikassette	
11 120 211	240/50	1	1	12-24	
11 120 212	240/50	2	1	24-48	
11 120 214	240/50	4	1	48-96	
11 120 215	240/70	6	1	96-144	
11 120 220	240/150	8	1	144-192	
11 214 114	Mounting Plate, power line				

- Power line closures, special strain relief plate for OPGW rigid wire ordered separately
- Line joint closure for joining of cable lengths
- One optional branching
- Included: Blind Plug SS, and 2 pcs 1x24 mm Bushings
- Cable Branching Kit and Multikassettes are ordered separately
- Mounted with Pole Bracket 800 (page 13)
- Cable Clamps 11 218 2xx are ordered separately, with indication of cable diameter in mm.



T-ADSS Art. No.	Interior diameter/ lid height, mm	No of Multikas- settes included	No of <i>optional</i> branchings	Max splicing capacity			
				Single fibre: 24/36 per Multi- cassette	4-ribbon: 72 per Multi- cassette	8-ribbon: 144 per Multi- cassette	12-ribbon: 108 per Multi- cassette
11 120 312	240/50	2	1	24-48	144	288	216
11 120 314	240/50	4	1	48-96	288	576	432
11 120 316	240/70	6	1	96-144	432	864	648
11 120 320	240/150	8	1	144-192	576	1152	864
11 214 114	Mounting Plate, power line						

- Power line closures for ADSS
- Line joint closure for joining of cable lengths
- One optional branching
- Included: Blind Plug SS, and 2 pcs 1x24 mm Bushings
- Cable Branching Kit and Multikassettes are ordered separately
- Mounted with Pole Bracket 800 (page 13)
- Cable Clamps 11 218 2xx are ordered separately, with indication of cable diameter in mm.

Outdoor ODF



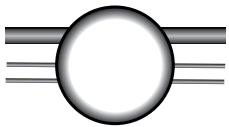
TST Art. No.	Interior diameter/ lid height, mm	Exterior diameter/ total height, mm	Max no of Multi- casset- tes	No of <i>optional</i> bran- ching ports	Max splicing capacity			
					Single fibre: 24/36 per Multi- cassette	4-ribbon: 72 per Multi- cassette	8-ribbon: 144 per Multi- cassette	12-ribbon: 108 per Multi- cassette
11 100 451	240/50	270/150	1	2	24/36	72	144	108
11 100 453	240/70	270/170	2	2	48/72	144	288	216
11 100 455	240/150	270/260	4	2	96/144	288	576	432

With 12 x SC Simplex, 12 x SC Duplex and 24 SC Duplex for 11 100 451, 11 100 453, 11 100 455 respectively

- Crossconnect or interconnect for fibre optic cables, "Outdoor ODF"
- Can also be used as test point
- Two open cable bushing ports
- Oval entry for cable with uncut fibres. (midspan)
- Lockable with item 11 218 056 Locking Cap
- Included: 1, 2 or 4 Multikassettes respectively, kit for oval entry heat shrink sealing (shrink tube, emery cloth and adhesive string branch-off clip), Absorbent Bag and Instruction Manual 719 990 01
- Blind Plugs and Cable Bushings are ordered separately

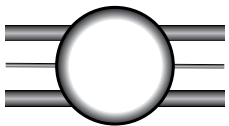


T-BLF - Blown Fibre Closures



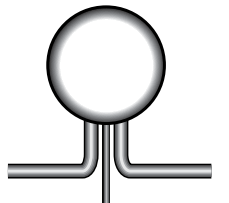
T-BLF 2x40 Inline Art. No.	Interior diameter/ lid height, mm	Exterior diameter/ total height, mm	Max no of Multi- casset- tes	No of <i>optional</i> bran- ching ports	Max splicing capacity			
					Single fibre: 24/36 per Multi- cassette	4-ribbon: 72 per Multi- cassette	8-ribbon: 144 per Multi- cassette	12-ribbon: 108 per Multi- cassette
11 100 811	240/50	270/140	4	3	96/144	288	576	432
11 100 813	240/70	270/160	6	3	144/216	432	864	648
11 100 815	240/150	270/250	10	3	240/360	720	1440	1080
11 100 817	240/200	270/330	16	3	384/576	1152	2304	1728

- Line joints and branchings for max 40 mm ducts with blown fibre
- Open cable bushing ports, suitable for ducts or cables
- Suitable for above ground and man-hole installations
- No IP tightness value stated - Tightness relying on sealing of total duct installation
- Lockable with item 11 218 056 Locking Cap
- Included: Instruction Manual 719 990 01
- Blind Plugs, Cable Bushings, Shrink Tubes, and Multicassettes are ordered separately



T-BLF 4x40 Inline Art. No.	Interior diameter/ lid height, mm	Exterior diameter/ total height, mm	Max no of Multi- casset- tes	No of <i>optional</i> bran- ching ports	Max splicing capacity			
					Single fibre: 24/36 per Multi- cassette	4-ribbon: 72 per Multi- cassette	8-ribbon: 144 per Multi- cassette	12-ribbon: 108 per Multi- cassette
11 100 821	240/50	270/140	4	1	96/144	288	576	432
11 100 823	240/70	270/160	6	1	144/216	432	864	648
11 100 825	240/150	270/250	10	1	240/360	720	1440	1080
11 100 827	240/200	270/330	16	1	384/576	1152	2304	1728

- Line joints and branchings for max 40 mm ducts with blown fibre
- Open cable bushing ports, suitable for ducts or cables
- Suitable for above ground and man-hole installations
- No IP tightness value stated - Tightness relying on sealing of total duct installation
- Lockable with item 11 218 056 Locking Cap
- Included: Instruction Manual 719 990 01
- Blind Plugs, Cable Bushings, Shrink Tubes, and Multicassettes are ordered separately



T-BLF 2x40 Parallel entry Art. No.	Interior diameter/ lid height, mm	Exterior diameter/ total height, mm	Max no of Multi- casset- tes	No of <i>optional</i> bran- ching ports	Max splicing capacity			
					Single fibre: 24/36 per Multi- cassette	4-ribbon: 72 per Multi- cassette	8-ribbon: 144 per Multi- cassette	12-ribbon: 108 per Multi- cassette
11 100 801	240/50	270/140	4	1	96/144	288	576	432
11 100 803	240/70	270/160	6	1	144/216	432	864	648
11 100 805	240/150	270/250	10	1	240/360	720	1440	1080
11 100 807	240/200	270/330	16	1	384/576	1152	2304	1728

- Line joints and branchings for max 40 mm ducts with blown fibre
- Open cable bushing ports, suitable for ducts or cables
- Suitable for above ground and man-hole installations
- No IP tightness value stated - Tightness relying on sealing of total duct installation
- Lockable with item 11 218 056 Locking Cap
- Included: Instruction manual 719 990 01
- Blind Plugs, Cable Bushings, Shrink Tubes, and Multicassettes are ordered separately

Customer Configurations and Standard Products

The Tykoflex T240 closure is based on standard components that can be combined into many different configurations.

Customer configurations are just as easy to produce.

Send your project specification and you will get an offer for the configurations you need.

Distribution Closures, Access Networks - TB



TB	Interior diameter/ lid height, mm	Exterior diameter/ total height, mm	Max no of Multi-cassettes	No of <i>optional</i> branching ports	Max splicing capacity			
					Single fibre: 24/36 per Multi-cassette	4-ribbon: 72 per Multi-cassette	8-ribbon: 144 per Multi-cassette	12-ribbon: 108 per Multi-cassette
Art. No.								
11 100 961	240/150	270/200	4	5	96/144	288	576	432
11 100 963	240/150	270/200	6	8	144/216	432	864	648
11 100 965	240/150	270/200	10	11	240/360	720	1440	1080
Max number of customer connections with microcable, using TKT 7x7: 35, 56 and 77 respectively								

- Distribution closure - for connections to customers and/or other distribution closures
- Open cable bushing ports for max 35, 56 and 77 microcables with Cable bushing TKT 7x7
- Oval entry for cable with uncut fibres. (midspan)
- Ideal for FTTH with microcables, up to 77 customer connections possible
- Lockable with item 11 218 056 Locking Cap
- Included: Kit for oval entry heat shrink sealing (Shrink Tube and adhesive string bransch-off clip, Instruction Manual 719 990 01, Absorbent Bag)
- Blind plugs, Cable Bushings and Multicassettes are ordered separately

Distribution Closures, Heavy duty cables -TBK



TBK	Interior diameter/ lid height, mm	Exterior diameter/ total height, mm	Max no of Multi-cassettes	No of <i>optional</i> branching ports	Max splicing capacity			
					Single fibre: 24/36 per Multi-cassette	4-ribbon: 72 per Multi-cassette	8-ribbon: 144 per Multi-cassette	12-ribbon: 108 per Multi-cassette
Art. No.								
TBK8 - Closure for loose tube and center tube cables. Typically backbone.								
11 100 938	240/150	270/200	8	8	192/288	576	1152	864
TBK10 - Distribution closure for center tube cables. Typically FTTx								
11 100 948	240/150	270/200	8	11	192/288	576	1152	864

- For single fibre center tube and loose tubes, in heavy duty cables.
- Midspan storage tray kit can be ordered separately.
- Oval entry for cable with uncut fibres. (midspan)
- Lockable with item 11 218 056 Locking Cap
- Included: Kit for oval entry heat shrink sealing (ShrinkTube and bransch-off clip, Instruction Manual 719 990 01, Absorbent Bag)

TA Beachflex Closures



TA	Interior diameter/ lid height, mm	Exterior diameter/ total height, mm	Max no of Multi-cassettes	No of <i>optional</i> branching ports	Max splicing capacity			
					Single fibre: 24/36 per Multi-cassette	4-ribbon: 72 per Multi-cassette	8-ribbon: 144 per Multi-cassette	12-ribbon: 108 per Multi-cassette
Art. No.								
TAJ - Beachjoint for submarine cable								
11 140 171	240/50	270/140	4	1	96/144	288	576	432
TAB - Beach branch off from submarine cable to land cable								
11 140 173	240/50	270/140	4	-	96/144	288	576	432
TAC - Beach connect between submarine cable and land cable								
11 140 175	240/50	270/140	4	1	96/144	288	576	432





- Included: Stainless steel frame for strain relief, cable bushings and heat shrink sealing kit, Blind plug and Clamps.
- Lockable with item 11 218 056 Locking Cap



Cable bushings of stainless steel and accessories

Cable Bushing TKT - Cold Sealing

for cables and ducts 3-7 mm, with complete sealing kit, putty tape and instruction manual. All branchings are presealed at delivery.

	Art. No.	Description	Pack
 <p>3 stainless steel nipples included</p>	11 212 845	TKT S 3x7 Stainless steel. Three branchings for 3-7 mm cables. Mountable on cable entry pipe 18 mm outer diameter (for example TSG).	pc
	11 212 846	TKT S 3x7 Plastic. Three branchings for 3-7 mm cables. Mountable on cable entry pipe 18 mm outer diameter (for example TSG).	pc
 <p>7 stainless steel nipples included</p>	11 212 840	TKT 7x7 Stainless steel. Seven branchings for 3-7 mm cables. TKT is a cable bushing for open cable bushing ports 28,3 mm.	pc
	11 212 842	TKT 7x7 Plastic. Seven branchings for 3-7 mm cables. TKT is a cable bushing for open cable bushing ports 28,3 mm.	pc
	11 212 847	TKT stainless steel nipple	pc
	11 216 072	TKT Spanner for branching stainless steel nipples	pc
	11 216 074	TKT Adapter	pc


Cable Bushing, heat shrink sealing

With flange nut and O-ring. For mounting to closure with open cable bushing ports 28,3 mm. Kit including emery cloth, heat protection aluminium tape and shrink tubes for all pipes. Use Flange nut spanner (11 216 020 B, page 12) for mounting of cable bushings and blind plugs.

	11 212 050	1x10, for cable with inner diameter 5.5-10 mm	pc
	11 212 060	2x10, for cable with inner diameter 5.5-10 mm	pc
	11 212 070	3x12, for cable with inner diameter 5.5-12 mm	pc
	11 212 040	4x10, for cable with inner diameter 5.5-10 mm	pc
	11 212 018	6x6, for cable with inner diameter 3.5-6 mm	pc

	Art. No.	Description	Pack
	11 212 100	1x18 oval for two cables 9-18 mm diameter	pc
	11 212 132	1x24, with diameter adapter for 9-24 mm cable diameter	pc
	11 212 145	1x30, for cable diameter 17-30 mm	pc
	11 212 350	Split cable bushing, 2x16 oval pipes for two cables 7-18 mm diameter. Ability to add new cable parallel with old cable in existing entry, without disturbing traffic.	pc
	11 209 825	Flexible stainless steel cable bushing 1x25 with L=500mm, incl diameter adapter 9-25 mm cable diameter.	pc


Blind Plug SS - For sealing of open cable bushing ports

	11 208 010	Blind plug with flange nut and O-ring. Use Flange nut spanner (11216020 B, page 12) for mounting of cable bushings and blind plugs.	pc
--	------------	---	----

Sealing components for additional mountings


Heat shrink tubes

For sealing of cables in cable entry pipes and for other sealings
Max/min diameter - length

	11 219 110	10/3-100 mm	pc
	11 219 123	16/5-100 mm	
	11 219 149	25/8-200 mm	
	11 219 159	33/8-200 mm	
	11 219 169	35/12-200 mm	
	11 219 189	50/16-200 mm	
	11 219 192	63/19-200 mm	
	11 218 307	Heat protection aluminium tape 20 m	
	11 219 300	Zip shrink tube 55/12-170mm	


Shrinkable End Caps

- for sealing of open entries, max/min diameter

	11 219 016	10/4 mm for 6x6 mm pipe	
	11 219 025	20/8 mm for 1x10, 2x10, 4x10,3x12 mm	
	11 219 030	35/15 mm for 30-16 mm	
	11 219 035	50/25 mm for oval entry	

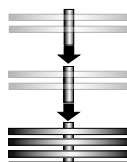
Accessories

	Art. No.	Description	Pack
	Multicassette 11 202 202	Multicassette fibre organizer Made of resistant polycarbonate. Large fibre bending radius.	pack of 2
	Multicassette Holder 11 216 100 11 216 105	Horizontal, for all side entry, "pan" closures (A) Vertical, for bottom entry, "dome" closures (B)	pc pc
	Tool Kit 11 216 020	Kit including: Multicassette opener (A) Cable bushing flange nut and blind plug spanner (B) V-clamp spanner (C)	kit
Cable Entry Tools			
	11 216 110	Midspan Cable entry tool with radius protection. For TS, TSG, TST, TB and other oval entry models	pc
 <i>Picture shows installed insert clip between two cables on heat shrink tube</i>	11 219 010	Insert clip with string adhesive For sealing of space between cables installed in oval entry	pc
Special accessories			
	11 202 102	Storage tray for TBK8 Included: "Midspan" Manual for loose tube	pc
	11 202 100	Storage tray for pan closure, i.e. TSG	pc
	11 216 122	Work Position Holder – for handling of loose tube Included: "Midspan" manual for loose tube	pc




Art. No.	Description	Pack
11 218 056	Locking cap for padlock (page 18)	pc

T240 Closure Lid
for change of height of installed closure, mm



11 218 010	70 mm, for maximum 6 Multicassettes	pc
11 218 015	150 mm, for maximum 10 Multicassettes	pc
11 218 020	200 mm, for maximum 16 Multicassettes	pc
11 218 040	Extension shaft 30 mm for extra 2 Multicassettes	pc

Mounting



11 214 102	Pole Bracket for ADSS	pc
11 214 106	Pole Bracket for OPGW	pc
11 218 2XX	Cable clamps for OPGW and ADSS, corresponding to cable diameter XX	pc
11 214 005	Mounting bracket, wall or rack for hooked or fixed mounting	pc
11 214 030	Pole bracket for horizontal closure	pc
11 214 040	Pole bracket for vertical closure	pc

Other accessories



11 218 345	Splice protection sleeve for single fibre 45 mm	pc
11 218 355	Splice protection sleeve ribbon for 4-, 8- and 12-ribbon	pc
11 218 360	Cable ties 98 x 2.5 mm	100-pack
11 218 300	Absorbent bag 10 gr	pc
11 218 315	Cable cleaner	10
11 218 343	Branching kit for center tube cables	pc

Tightness Test



11 216 115	Tightness Test Kit for T240, Lid, air overpressure pump and air bubble indicator	pc
11 216 117	Leakage air bubble indicator liquid 400 ml	pc

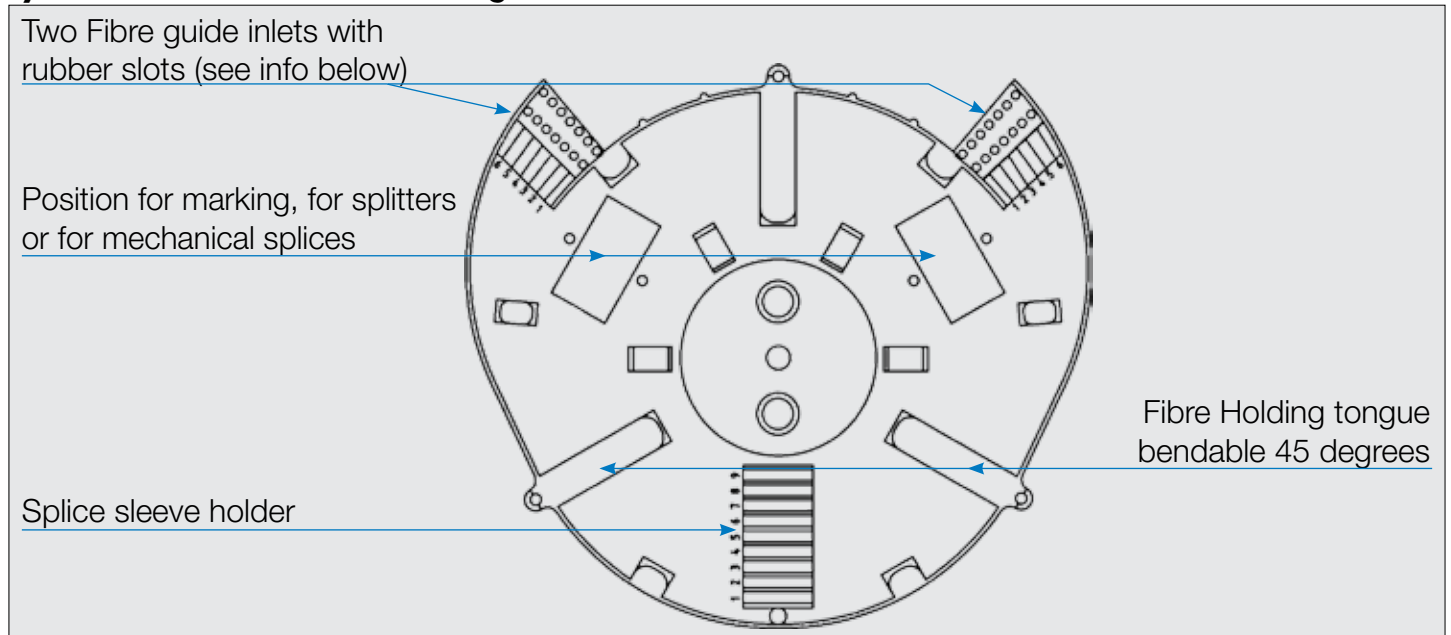
T240 Multicassette Fibre Count capacity

Fibre count capacity

Each Multicassette has 9 sleeve holders; each can hold a maximum of four single fibres, two 4-ribbon, two 8-ribbon fibre sleeves or one 12-ribbon fibre sleeve. This chart shows the maximum number of fibres that can be installed. Maximum fibre count capacity requires optimal fibre conditions.

Configuration	Number of physical cables to handle inside closure / Number of fibres								
	1	2	4	6	8	10	12	14	16
Single Fibre 24	24/24	48/48	96/96	144/144	192/192	240/240	288/288	336/336	388/388
Single Fibre 36	36/36	72/72	144/144	216/216	288/288	360/360	432/432	504/504	576/576
Ribbon, 4 fibres, 1 per sleeve holder	9/36	18/72	36/144	54/216	72/288	90/360	108/432	126/504	144/576
Ribbon, 4 fibres, 2 per sleeve holder	18/72	36/144	72/288	108/432	144/576	180/720	216/864	252/1008	288/1152
Ribbon, 8 fibres, 1 per sleeve holder	9/72	18/144	36/288	54/432	72/536	90/720	126/360	126/1008	144/1152
Ribbon, 8 fibres, 2 per sleeve holder	18/144	36/288	72/576	108/864	144/1152	180/1440	216/432	252/2016	288/2304
Ribbon, 12 fibres, 1 per sleeve holder	9/108	18/216	36/432	54/648	72/864	90/1080	108/1296	126/1512	144/1944

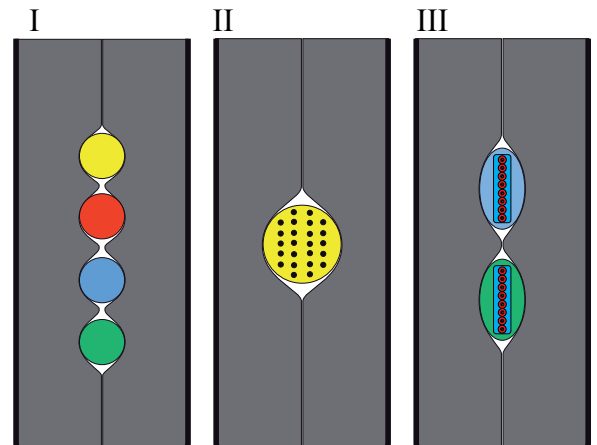
Tykoflex Multicassette fibre organizer



Fibre Guide

The fibres are placed into the Fibre Guide rubber slots in different configurations. Here are three examples:

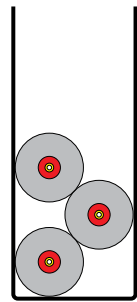
- I Four single fibres
- II One tube or cable with several single fibres
- III Two ribbon fibres



Positioning of fibre sleeves

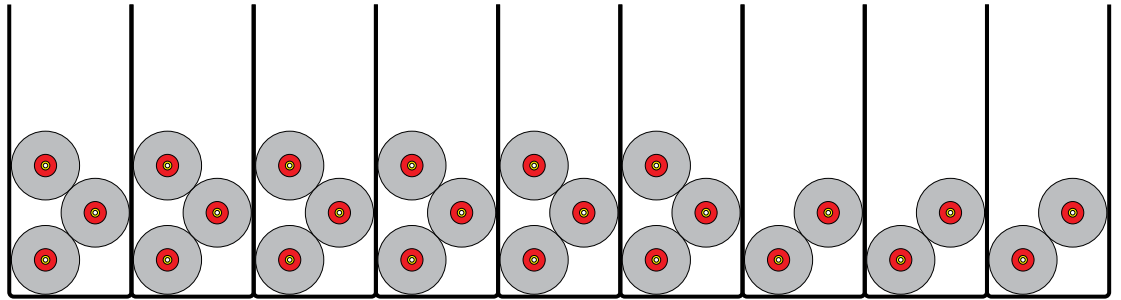
Multicassette sleeve holders

Sleeves in each position are secured with rubber holder element according to Instruction manual.

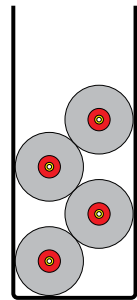


3 single fibres

24

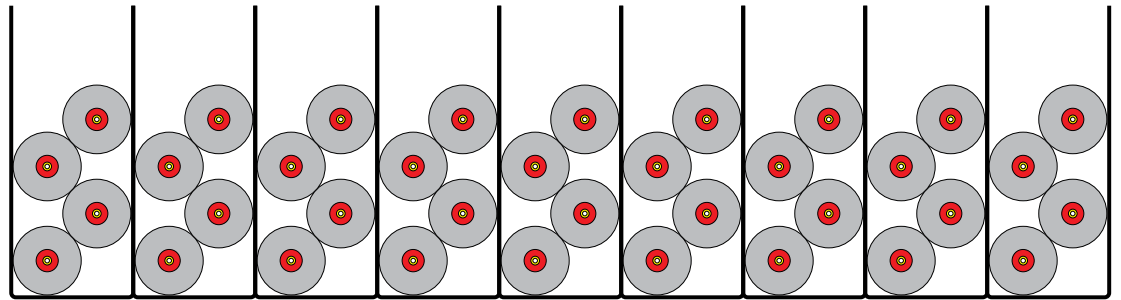


Multicassette sleeve holder line with 24 single fibres

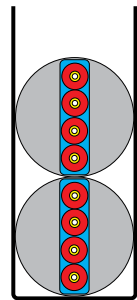


4 single fibres

36

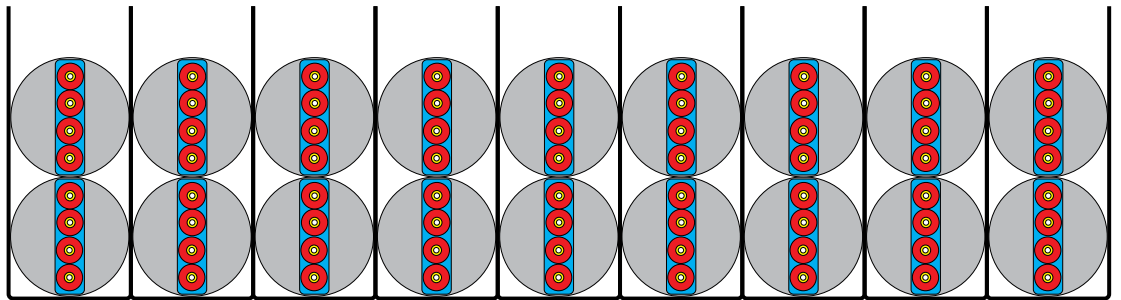


Multicassette sleeve holder line with 36 single fibres

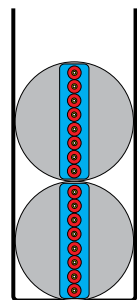


4-ribbon x 2

72

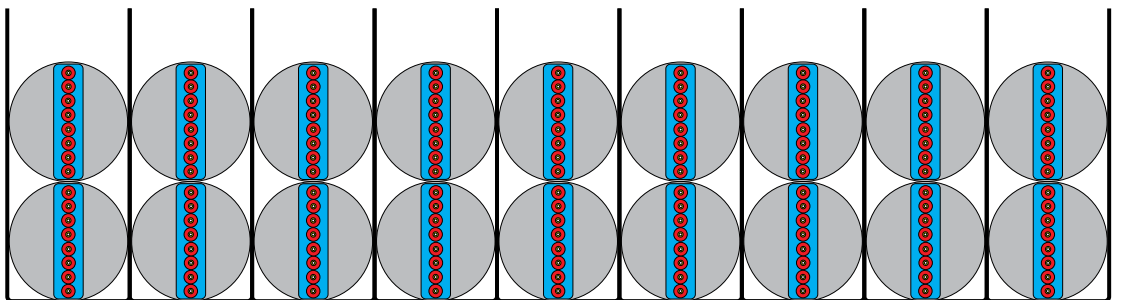


Multicassette sleeve holder with 72 fibres in 18 fibre sleeves (4-ribbon)

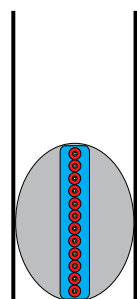


8-ribbon x 2

144

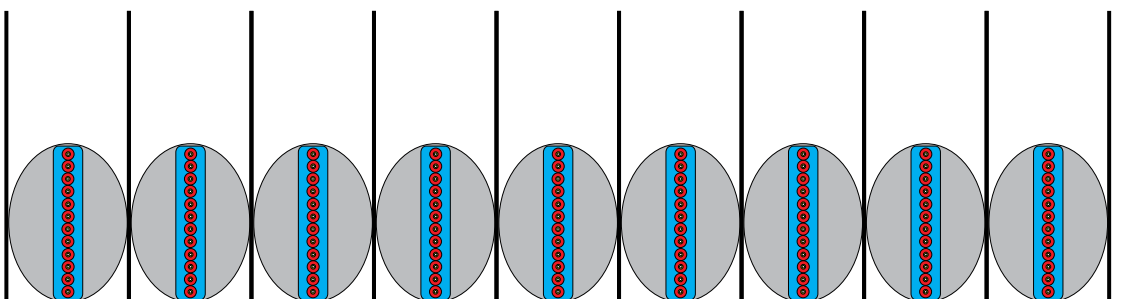


Multicassette sleeve holder with 144 fibres in 18 fibre sleeves (8-ribbon)



12-ribbon

108



Multicassette sleeve holder with 108 fibres in 9 fibre sleeves (12-ribbon)

Outdoor specifications



No UV-radiation impact on the stainless steel T240 closure



The T240 closure is reliable in extreme temperatures



Hail can damage cars - not the T240 closure



T240 closure in waterfilled man-hole

Temperature

Tykoflex T240 is protecting fibre joints in the deserts of the Middle East as well as in the forests of Siberia. Tested and approved for temperature changes between minus 40 and plus 70° Celsius.

Universality

The unique Multicassette fibre organizer is used for splicing of single fibre as well as ribbon. One cassette and same installation procedure for all needs.

Tight for overpressure and vacuum

Manholes may be flooded for months, but inside the T240 it's nice and dry. T240 fullfills the IP 68 tightness requirements.

Rodents

Rodents can eat through concrete, but not through stainless steel. With rodent-proof cables and Tykoflex T240, no weak link.

Withstands harsh Weather and Hunters

The closure has been tested and approved for abrasive winds, hail storms and shot-gun impact. The closure is made of acid proof stainless steel (316L).

European standard

Fullfills European standard for outside plant closures

EN 50411-2-2 (pan closures)

EN 50411-2-4 (dome closures)



Rodents can eat through concrete, but not through stainless steel.

Big and Small

The T240 is big when opened but small when closed. The biggest T240 is 27 cm in diameter and 35 cm in height with the highest lid. Allows placement in small and narrow manholes.

Round for a reason

Allows largest possible fibre bending radius, with safe storage and easy fibre handling in the large Multicassette. All in a very compact closure solution. The round construction makes the closure very easy to open and close safely with only one screw. The round construction with the o-ring seal guarantees safe sealing.

High Capacity

The T240 can handle up to 2304 fibres and offer up to 77 ports.

Easy to use. Quick to assemble.

Few components, opens and closes with only one screw. Hot or cold cable entry sealing. Distinct mechanical assembly.

Timesaving

Safe, efficient, easy and timesaving handling for securing cables and all different type of fibres in the Multicassettes.

Flexibility

Install the closure for the demand of today and the capacity for tomorrow. The T240 closures are designed to be easy to expand, branch off and re-configure.



Withstands rough handling



Manhole installation with T240 closures



Solid T240 closure with safe locking device



Weather is unpredictable – T240 is reliable




Example of OPGW installation

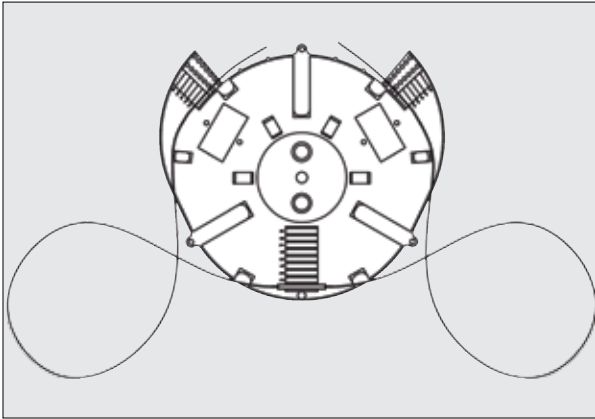
Assembly concept

There are two kinds of manuals from Tykoflex - standard and customer adapted.

The standard manuals always accompany the product package and are also downloadable from www.tykoflex.se.



Some example pictures from instructions used in T240 manuals




"The Ribbon Twist" - as simple as it looks.



Opening...



... and closing of strain relief clamp



Multicassette in work position



Multicassette in position



Mounting of support sleeve



Mounting of O-ring



Closing of closure



The Tykoflex factory

T240 fulfills International and European standards for outdoor closures.
IEC 61753-111-7
IEC 61753-111-8
IEC 61753-111-9
CENELEC EN 50411-2-2 (pan closures)
CENELEC EN 50411-2-4 (dome closures)



TYKOFLEX AB, Box 614, SE-135 26 Tyresö, Sweden
Tel +46 8 505 949 00, Fax +46 8 742 30 01
info@tykoflex.se, www.tykoflex.se

